Extra Thin Resin Washers / Extra Thin Resin Washer Bulk Packages

Resin Washers

Flanged Solid / Flanged

■Extra thin washers with excellent low friction and abrasion resistance.

■Extra Thin Resin Washers - Abrasion Resistance -

RoHS

SWSPS

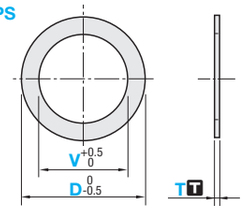

M Material: PolysliderR (Nylon Resin)

Polyslider® is a registered trademark of ASAHI POLYSLIDER COMPANY, LIMITED.

Part Number Type	D	V	T	Unit Price
SWSPS	8	3 4 5	0.13 0.25 0.5 1.0	
	10	4 5 6		
	12	4 5 6 8		
	14	5 6 8 10		
	15	5 6 8 10 12		
	16	6 8 10 12		
	20	6 8 10 12 15 16		
	25	6 8 10 12 15 16 20	0.25 0.5	

■Tolerance

T Thickness (T) Tolerance			
0.13	0.25	0.5	1.0
±0.013	±0.025	±0.025	±0.050

■Comparison Table

Item	Polyslider®	Fluoro Resin
Abrasion Resistance	◎	○
Compression Strength	◎	×
Sliding Properties	○	◎
Features	Crush and abrasion resistant.	Low friction and not crush resistant.

■Property Data

Item	Unit	Value
Tensile Strength	MPa	98
Elongation	%	60
Friction Coefficient	μ	0.16~0.4
Insulation Resistance	kV/mm	45

ex Example

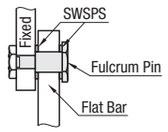

■Extra Thin Resin Washers - Polyacetal / Fluoro Resin / Polycarbonate -

RoHS

Type: Washers	Type: Washer Package	M Material	Color	T Thickness (T) Tolerance 0.1	0.2	0.3	0.5	1.0
SWSJJ	PACK-SWSJJ	Polyacetal	White	-	±0.03	±0.04	±0.07	±0.10
SWSPT	PACK-SWSPT	Fluoro Resin	White	±0.01	±0.02	±0.03	±0.05	
SWSPP	PACK-SWSPP	Polycarbonate	Transparent					

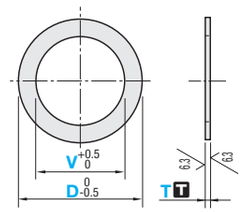

■When you need large quantities, Bulk Packages are more economical. PACK-SWS_ _ contains 10 pieces.

Part Number Type	D	V Selection	T Selection	Unit Price PACK-SWSJJ	PACK-SWSPT	SWSJJ	SWSPT
PACK-SWSJJ PACK-SWSPT SWSJJ SWSPT	8	0 3 4	*0.1 0.2 0.3 0.5 1.0				
	10	0 3 4 5 6					
	12	0 4 5 6 8					
	14	0 4 5 6 8 10					
	15	0 4 5 6 8 10 12					
	16	0 4 5 6 8 10 12					
	20	0 5 6 8 10 12 15 16					
	25	0 6 8 10 12 15 16 20					
	30	0 8 10 12 15 16 20 25					
	35	0 10 12 15 16 20 25 30					
	40	0 10 12 15 16 20 25 30					
	50	0 12 15 16 20 25 30 35 40					

*PACK-SWSJJ and SWSJJ are not available for T0.1.

Part Number Type	D	V Selection	T Selection	Unit Price PACK-SWSPP	SWSPP
PACK-SWSPP SWSPP	8	0 3 4	0.1 0.2 0.3 0.5 1.0		
	10	0 3 4 5 6			
	12	0 4 5 6 8			
	15	0 5 6 8 10			
	16	0 5 6 8 10 12			
	20	0 6 8 10 12 15 16			
	25	0 6 8 10 12 15 16			
	30	0 8 10 12 15 16 20			
	35	0 20 25 30			
	40	0 20 25 30			
	50	0 30 35 40			

For package, minimum order unit is 1 pack.

Ordering Example

Part Number	-	V	-	T
PACK-SWSJJ8	-	3	-	0.5
SWSPS8	-	3	-	0.5

Price Configure Online

Days to Ship Configure Online

RoHS

Flanged Solid	Flanged	M Material		Color
FWNJJ	FWHJ	Polyacetal		White
FWNJK	FWHJK			Black
FWNJM	FWHJM	MC Nylon Standard Grade		Blue
FWNJW	FWHJW			Ivory
FWNJD	FWHJD	MC Nylon Conductive Grade	CDR2	Black
FWNJT	FWHJT		CDR6	
FWNJB	FWHJB	Bakelite	Paper Base	Brown
FWNJN	FWHJN		Cloth Base	Light Brown
FWNJF	FWHJF	Fluoro Resin		White
FWNJP	FWHJP	PEEK		Gray
FWNJE	FWHJE	Epoxy Glass		Green

Material Properties P.123

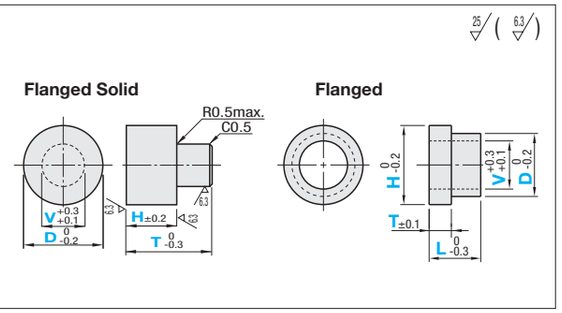

■Flanged Solid

Part Number	D	V 0.5mm Increment	H 0.5mm Increment	T 0.5mm Increment	Unit Price FWNJJ FWNJK	FWNJM FWNJW	FWNJD	FWNJT	FWNJB	FWNJN	FWNJF	FWNJP	FWNJE
FWNJJ FWNJK FWNJM FWNJW FWNJD FWNJT FWNJB FWNJN FWNJF FWNJP FWNJE	6.0~10.0 (0.5mm Increment)	2.0~8.0	2.0~28.0	3.0~10.0									
				10.5~20									
				20.5~30									
	10.5~20 (0.5mm Increment)	4.0~18.0		3.0~10.0									
				10.5~20									
				20.5~30									
	21~30 (1mm Increment)	10.0~28.0		3.0~10.0									
				10.5~20									
				20.5~30									
	31~40 (1mm Increment)	15.0~38.0	2.0~38.0	5.0~10.0									
				10.5~20									
				20.5~30									
				30.5~40									
	41~50 (1mm Increment)	20.0~48.0	2.0~48.0	10.0~20.0									
				20.5~30									
				30.5~40									
				40.5~50									
	51~60 (1mm Increment)	30.0~58.0		10.0~20.0				-			-	-	-
				20.5~30									
				30.5~40									
				40.5~50									

Machining Conditions: V≤D-2 / V×3≥T-H≥1 / V≤2.5···T≤10 / V=3.0···T≤20

Ordering Example

Part Number	-	D	-	V	-	H	-	T
FWNJN	-	D19.5	-	V11.5	-	H10.5	-	T25.0

Days to Ship Configure Online

Price Configure Online

■Flanged

Part Number	D	H	V 0.5mm Increment (V3 or More)	T 0.5mm Increment	L 0.5mm Increment	Unit Price FWHJ FWHJK	FWHJM FWHJW	FWHJD	FWHJT	FWHJB	FWHJN	FWHJF	FWHJP	FWHJE
FWHJ FWHJK FWHJM FWHJW FWHJD FWHJT FWHJB FWHJN FWHJF FWHJP FWHJE	4.0~10 (0.5mm Increment)	6.0~20 (0.5mm Increment)	0 2.0 2.6 3.0~55.0	1.0~8.0	2.0~5.5									
					6.0~10.0									
	10.5~20 (0.5mm Increment)	12.5~30 (0.5mm Increment)			2.0~5.5									
					6.0~10.0									
	21~30 (1mm Increment)	23~40 (1mm Increment)			2.0~5.5									
					6.0~10.0									
	31~40 (1mm Increment)	33~50 (1mm Increment)			2.0~5.5									
					6.0~10.0									
	41~50 (1mm Increment)	43~60 (1mm Increment)			2.0~5.5									
					6.0~10.0									
	51~60 (1mm Increment)	53~70 (1mm Increment)			2.0~5.5				-			-	-	-
					6.0~10.0				-			-	-	-

Machining Conditions: H-D≥2 / D-V≥2 / L-T≥1 / For FWHJT, FWHJF, FWHJP and FWHJE, H≤50

Ordering Example

Part Number	-	D	-	H	-	V	-	T	-	L
FWHJN	-	D20	-	H30	-	V10.5	-	T2.5	-	L8.5

Days to Ship Configure Online

Price Configure Online
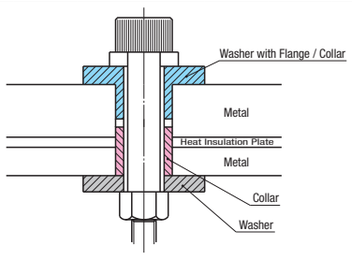
ex Example